

\* Şirket :  
\* Adres :  
\* İlgili Kişi :

\* Email :  
\* Telefon :  
\* Fax :

(\* ) işaretli alanları boş bırakmayınız.

MAKİNE MARKA MODELİ .....

### PROFİL TİPİ

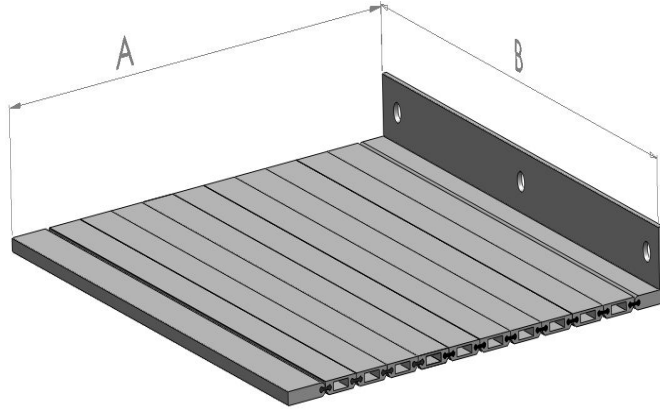
\*AL-CF Flat Tipi   
\*AL-CR Round Tipi

### BİTİŞ PARÇASI TALEBİ

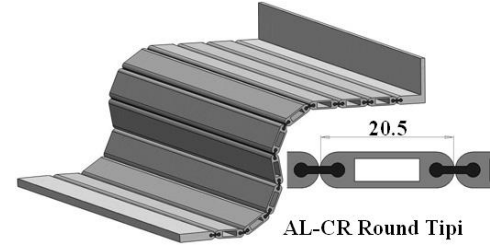
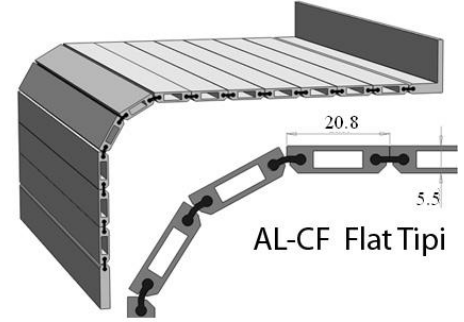
AL-E1   
AL-E2

### BOYUTLAR

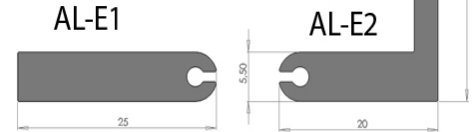
\* Boy (A) .....mm  
\* En (B) .....mm



### PROFİL TİPLERİ



AL-CF/R Bitiş  
Parçaları



Farklı türde bir uygulama istiyorsanız basitçe çizip ölçülendiriniz...